

Arina Damian



LIMBA ENGLEZĂ

pentru

clasa pregătitoare

- vocabular
- transcriere fonetică
- exerciții
- jocuri
- poezii
- cântece

NAME:

AGE:

SCHOOL:



editura ELICART

Contents



No	TOPIC	VOCABULARY	STRUCTURES	Page
1	Greetings	Morning, teacher, hello, goodbye, bye	Good morning! Goodbye! / Bye! Hello! / Hi!	5-7
2	What Is Your Name?	Girl, boy, man, woman	What is your name? My name is... I am... How are you?	8-10
3	In the Classroom	Window, ceiling, door, board, floor, carpet, wall, desk	Stand up! Sit down! Come here!	11-12
4	Pupil's Objects	Book, notebook, pen, computer, pencil, school bag, pencil case, ruler, rubber	What is this? This is a... Give me the... Thank you!	13-15
5	Toys	Teddy bear, doll, car, train, plane, truck, toy box, toy blocks, ball	I play with... What is this? This is a...	16-18
6	Revision (1)			19-20
7	Evaluation (1)			21
8	Numbers	One, two, three, four, five, six, seven, eight, nine, ten	How old are you? I am... Count... There is... There are...	22-26
9	On the Table (1)	Bread, butter, egg, cheese, cake, ice cream, pizza	Do you like? Yes, I do. / No, I don't. What do you like? I like.../ I don't like...	27-29
10	On the Table (2)	Water, milk, tea, spoon, plate, fork, knife, glass, cup	I eat... I drink...	30-32
11	Colours	Red, yellow, orange, green, blue, pink	What colour is this? The... is...	33-34
12	Fruits	Apple, pear, lemon, orange, banana, cherries, strawberries	I want... How many...?	35-37
13	Vegetables	Carrot, tomato, potatoes, peas, cabbage, cucumber, mushrooms	I like... / I don't like... There is... / There are... How many... are there?	38-40

14	At the Farm	Cat, goat, dog, horse, donkey, pig, sheep, cow, mouse, farmer	What is this? This is a...	41-44
15	In the Forest	Bear, wolf, fox, deer, squirrel, raccoon, rabbit, bat, owl	What is this? This is a... I like... / I don't like...	45-47
16	At the Zoo	Lion, tiger, elephant, crocodile, zebra, snake, giraffe, monkey, camel	The... is small. The... is big. It lives in the jungle. It lives at the North Pole.	48-50
17	Revision (2)			51-52
18	Evaluation (2)			53
19	Parts of the Body	Eye, hair, ear, nose, finger, mouth, hand, leg	I have...	54-56
20	Clothes	Shirt, trousers, jumper, hat, dress, coat, t-shirt, shoes, boots	I have... He is wearing... She is wearing...	57-59
21	The House	Roof, chimney, tree, wall, window, grass, door, flower	It is a big... It has...	60-61
22	Objects in the House	Bed, table, chair, TV, sofa, picture, armchair, toys, clock	This is... / There are... The... is on the... The... is under the...	62-65
23	Happy Birthday!	Cake, party, hat, candle, balloon, present	I am... years old. How old are you?	66-67
24	The Four Seasons	Spring, summer, autumn, winter, snowflakes, sun, rain	The months of the year are... The days of the week are...	68-70
25	Christmas	Christmas tree, present, sleigh, Santa Claus, reindeer, Christmas carol, snowman, snowballs, Christmas ornaments	We wish you a Merry Christmas There is... / There are...	71-73
26	Easter	Church, chick, prayer, lamb, cross, basket	How many... There are... / There is... Happy Easter!	74-76
27	Final Revision			77-79
28	Final Evaluation			80



GREETINGS

FORMULE DE SALUT



Activities

POEM/SONG: GOOD MORNING, DEAR TEACHER!

Good morning, dear teacher!
Good morning, how are you?
We all are very happy
To say hello to you!


TIP → Sing along and watch the video „Good Morning, Dear Teacher” (*Songs for Kids*).




1

Look at the pictures. Play the dialogues with one of your classmates (opposite gender: if you are a boy play with a girl). / *Privește imaginile. Interpretează dialogurile cu unul dintre colegii tăi (de sex opus: dacă ești băiat, interpretează-le cu o fată).*

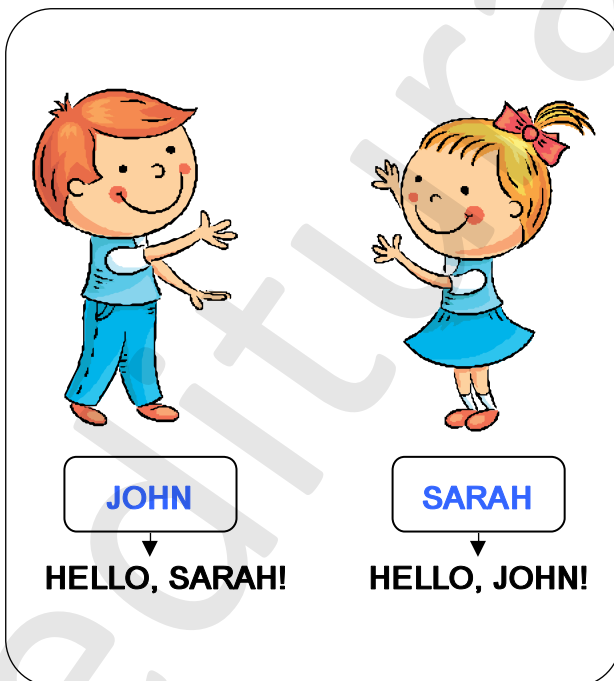
GOOD MORNING!




GOODBYE!



HELLO!



BYE!




2

Connect the dots to find the greetings. Colour the pictures. /

Unește punctele pentru a descoperi salaturile. Colorează imaginile.



HELLO!



HI!

HELLO!





2 WHAT IS YOUR NAME?

CUM TE CHEAMĂ?

WHAT IS YOUR NAME?



MY NAME IS





Play the dialogues above with your deskmate. / Interpretează dialogurile de mai sus cu colegul de bancă.



Activities

1

Find an English name or a symbol for you and make a card to use it during the English classes. Decorate it nicely. / Găsește un nume englezesc sau un simbol pentru tine și fă un cartonaș pe care să-l folosești în timpul orelor de limba engleză. Decorează-l cât mai frumos!



2

What are you? Colour the right picture. / Ce ești tu? Colorează imaginea potrivită.

I am a...



GIRL

or a...



BOY

3

What are they? Colour the right picture. / Ce sunt ei? Colorează imaginea potrivită.

Your teacher is a...



MAN

or a...





WOMAN

8

HOW ARE YOU?

CE MAI FACI?



Play the dialogues above with your deskmate. / Interpretează dialogurile de mai sus cu colegul de bancă.

POEM: TELL ME TRUE


Sally, Sally, tell me true,
Sally, Sally, how are you?
Very well, thank you!

Billy, Billy, tell me true,
Billy, Billy, how are you?
Very well, thank you!

1





Connect the dots to find out who asks and who answers.

Unește punctele pentru a afla cine întreabă și cine răspunde.




WHAT IS
YOUR
NAME?

MY NAME IS
HIPPO.



WHAT IS
YOUR
NAME?


MY NAME IS
LEO.





3 IN THE CLASSROOM

ÎN SALA DE CLASĂ



FEREASTRĂ

WINDOW
[ˈwɪndəʊ]

TAVAN

CEILING
[ˈsi:lɪŋ]

UȘĂ

DOOR
[dɔː]

PODEA


FLOOR
[flɔːr]

COVER

CARPET
[ˈkɑːpɪt]

BANCĂ

DESK
[desk]



Activities

1

Teacher reads the poem below and the children act according to the indications. (e.g. "Point to the ceiling" → the children have to point to the ceiling).

Profesorul citește poezia de mai jos, iar copiii acționează conform indicațiilor. (exemplu: „Arătați tavanul” → toți copiii trebuie să indice cu degetul către tavan.)

ACTION POEM

Point to the ceiling,
Point to the floor,
Point to the window,
Point to the door.

Clap your hands together,
One, two, three,
Put your hands
Upon your knee.


2

Act! / Execută!

- Come here!
- Go to the door!
- Open the door!
- Close the door!
- Go to the window!
- Open the window!
- Close the window!

3

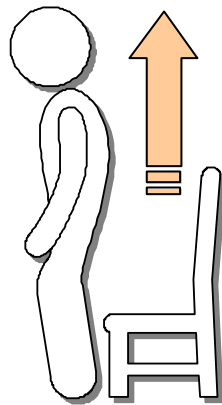
Decorate the carpet! / Decorează covorul!



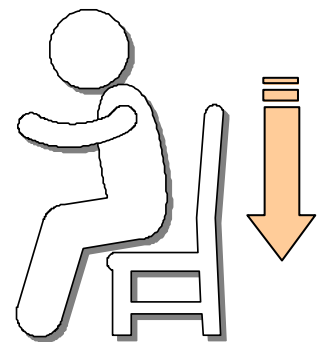
4

Play the game!


După ce au învățat poezia de la exercițiul 1, copiii se împart în două echipe și se aliniază față în față (pe două rânduri). Fiecare copil trebuie să recite poezia. Dacă nu face nicio greșală, profesorul va rosti „Stand up!”. Dacă face greșeli, profesorul va spune „Sit down!” (on the floor). Câștigă echipa care rămâne cu cei mai mulți copii în picioare.



Stand up!



Sit down!



PUPIL'S OBJECTS

OBIECTELE ȘCOLARULUI

Ascultă și reține
care sunt
obiectele
școlarului!

CARTE



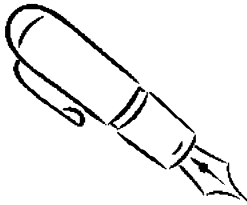
BOOK
[buk]

CAIET




NOTEBOOK
[neutbuk]

STILOU




PEN
[pen]

COMPUTER



COMPUTER
[kəm'pjʊ:tə]

CREION



PENCIL
['pensl]

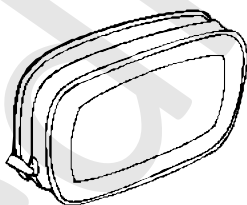


GHIÖZDAN



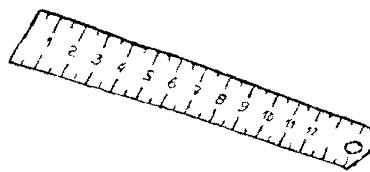
SCHOOL BAG
[sku:l bæg]

PENAR



PENCIL CASE
['pensl keis]

RIGLĂ




RULER
['ru:lə]

GUMĂ DE ȘTERS



RUBBER
['rʌbə]



Activities

POEM: BENJAMIN HAS A PENCIL

Benjamin has a pencil,
Benjamin has a pen,

Benjamin is drawing
Funny little men.



1

Circle the pupil's objects. / Încercuiește obiectele școlarului.



2

Ask your deskmate what are these objects. After he answers, switch the role.

Întrebă-l pe colegul de bancă ce sunt aceste obiecte. După ce răspunde, schimbăți rolurile.


What is this?

This is a book.



What is this?

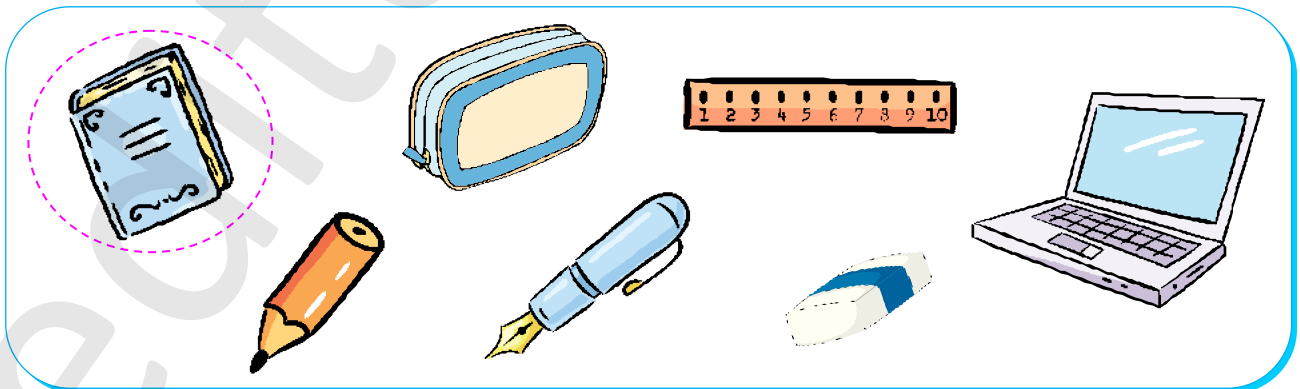
This is a



3

In the picture below, circle the objects that are named.

În imaginea de mai jos, încercuiește obiectele numite.



BOOK

RULER

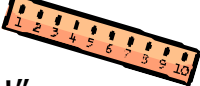
COMPUTER


PEN


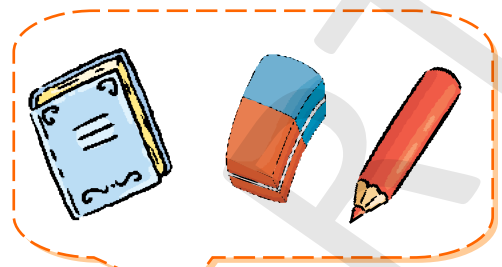
RUBBER

4

Play dialogues with a classmate. / Interpretează dialoguri cu un coleg de clasă.

„Give me the  , please!”
„Here you are!”
„Thank you!”

„Give me the  , please!”
„Here you are!”
„Thank you!”



5

What have they got? / Ce au ei?





TONY



MARY



JOHN





TOYS

JUCĂRII

Ascultă și reține
care sunt
jucăriile!

URSULEȚ




TEDDY BEAR
[ˈtedɪ beə]

PĂPUȘĂ




DOLL
[dɒl]

MAȘINĂ




CAR
[kɑːr]

TREN



TRAIN
[treɪn]


AVION



PLANE
[pleɪn]




CAMION



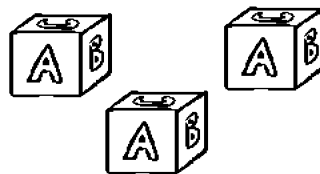
TRUCK
[trʌk]

CUTIE CU JUCĂRII




TOY BOX
[tɔɪ bɒks]

CUBURI



TOY BLOCKS
[tɔɪ blɒks]

MINGE



BALL
[bɔːl]



Activities

The teacher reads the poem below and the children act according to the indications.

ACTION POEM

Teddy bear, Teddy bear, turn around!
 Teddy bear, Teddy bear, touch the ground!
 Teddy bear, Teddy bear, reach up high!
 Teddy bear, Teddy bear, wink one eye!
 Teddy bear, Teddy bear, slap your knees!
 Teddy bear, Teddy bear, sit down please!





1

Play dialogues with your deskmate. / *Interpretează dialoguri cu colegul de bancă.*

What is this?

This is a doll.



2

Repeat after your teacher. / *Repetă după profesor.*

A



AND

A




A



AND

A



3

In the presents hide some toys. What toys do you think there are?

În cadouri se ascund niște jucării. Ce jucării crezi că sunt acolo?



4

Draw your favourite toy. / *Desenează jucăria preferată.*

MY FAVOURITE TOY IS A...



5

Ask your deskmate what is his favourite toy. / *Întreabă-ți colegul de bancă care este jucăria lui preferată.*

6

Match the sentences with the pictures. / *Potrivește propozițiile cu imaginile.*



I play with a car.



I play with a doll.



I play with a teddy bear.



I play with a plane.

TIP → Sing along and watch the video “Teddy Bear, Teddy Bear, Turn Around”. (*Nursery Rhymes*).






REVISION (1)


RECAPITULARE (1)

1 What are they saying? / Ce spun ei?



2 Answer Sally's questions. / Răspunde la întrebările lui Sally.


SALLY



- ➔ WHAT IS YOUR NAME?
- ➔ HOW ARE YOU?
- ➔ WHAT IS THIS? →



3 Odd one out. / Taie ce nu se potrivește.



4

Listen to your teacher and draw. / Ascultă ce spune profesorul și desenează.

A BALL

A CAR

MARK HAS

A COMPUTER

A TRUCK

A PENCIL

A TRAIN

A DOLL

A BOOK

SALLY HAS

A RUBBER

TOY BLOCKS

A RULER

A TEDDY BEAR



EVALUATION (1)

EVALUARE (1)

1

Listen to your teacher and circle what you hear.

Ascultă ce spune profesorul și încercuiește imaginile a căror denumire o auzi.



BOY

GIRL

DOLL

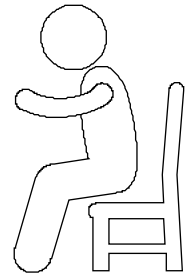
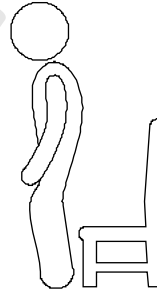


BOOK

PEN

PENCIL


2

Name the action for each picture. / Numește acțiunea pentru fiecare imagine.



3

Help David find the toy. / Ajută-l pe David să găsească jucăria.



Cum ai lucrat?
Colorează fața potrivită!

